

Rock Gallery Activity

After your students have a sense of the characteristics to look for to identify the three types of rocks -- igneous, sedimentary, and metamorphic, set up a rock gallery activity for them to try! *Getting hands-on with rocks is SO important!*


I inherited a big collection of rocks from the former teacher who was in my classroom. A lot of the boxes are mixed up without a key... but luckily I can identify whether they are igneous, sedimentary, or metamorphic in order to create an answer key! Hopefully you have access to a good mix of rocks. And if not, [order a set!](#)

Simply label a counter or large table with numbers (I use 12 rocks and I use colored duct tape to label) and have students write #1-12 on an index card. They will observe the rocks and write if each is igneous, sedimentary, or metamorphic. If necessary, you could project the rock features slide (link to Make a Copy below) on the classroom screen with an outline of features to look for in each type of rock.

When students are finished identifying the rocks, you can post the answer key on your Google Classroom (link to Make a Copy of the **editable** answer key below – if the rocks are different than yours which is highly likely, simply change out the photos and descriptions for your rocks!).

[Make a Copy of the Types of Rocks Features Slide](#)

[Make a Copy of the Editable Rock Gallery Answer Key](#)




You may also be interested in this freebie!

Dopey Spilled the Minerals! MINERAL TESTING Lab Names: _____

PROPERTY	UNKNOWN #1	UNKNOWN #2	UNKNOWN #3	UNKNOWN #4
Color				
Luster				
Hardness				
Cleavage or Fracture				
Streak				
Reaction with Acid				
IDENTIFICATION? (Use the Flowchart)				

Dopey Spilled the Minerals
Mineral Testing and Identification

Notes and Lab



**This Rock Gallery Activity fits perfectly
in this done-for-you unit!**

3 WEEKS

ROCKS & MINERALS

Blended Learning UNIT

**9 LESSONS
plus ASSESSMENT**

Easy to Modify! Easy to Grade!

TERMS OF USE

© **SUNRISE SCIENCE**

Thank you for your purchase! The **original** purchaser of this document/product is granted permission to reproduce the pages in needed quantities for the purchaser's classroom/home use only. By purchasing this resource, you are agreeing that the contents are the property of Sunrise Science and **licensed to you only for classroom/personal use as a single user**. I retain the copyright, and reserve all rights to this product.

YOU MAY:

- Use items (free and purchased) for your own classroom students, or your own personal use.
- Reference this product in blog posts, at seminars, professional development workshops, or other such venues PROVIDED there is both credit given to myself as the author and a link back to my TPT store is included in your post/presentation.
- Distribute and make copies of **free items only** to other teachers PROVIDED there is credit given to Sunrise Science and a link back to my TPT store.

YOU MAY NOT:

- Claim this work as your own, alter the files in any way (unless this has been advertised as an editable resource), or remove/attempt to remove the copyright/watermarks.
- Sell the files or combine them into another unit for sale/free.
- Post this document for sale/free elsewhere on the internet (this includes public classroom websites and Google Doc links on blogs).
- Make copies of purchased items to share with others is strictly forbidden and is a violation of the Terms of Use, along with copyright law.
- Obtain this product through any of the channels listed above.

Thank you for abiding by universally accepted codes of professional ethics while using this product.

If you encounter an issue with your file, notice an error, or are in any way experiencing a problem, please contact me at SunriseScienceClassroom@gmail.com and I will be more than happy to help sort it out!

Thank you 😊 Karla @ Sunrise Science





/SunriseSciences @SunriseScience @SunriseScienceClassroom

Sunrise SCIENCE



CREDIT FOR FONTS AND GRAPHICS

Thank you to these amazing artists!



WANT TO SAVE MONEY ON FUTURE PURCHASES?

Earning 'TPT Credit' saves you money on future purchases! You can simply apply the credits you earn to a purchase at checkout. To earn your credit, go to your My Purchases on TeachersPayTeachers.com and click on 'Provide Feedback' underneath each purchase. You will be taken to a page where you can give a quick rating and leave a comment about the product.

Easy peasy!