

EMAILING A TEACHER

MINI-LESSON

This mini-lesson is a great one to kick-off the school year because it has two important objectives: students learn to craft an appropriate email to a teacher, and you get to know a bit about your students! I actually created this lesson for when I returned from my maternity leave halfway through the school year. I wanted an assignment for my first day back that would be both structured and help me to get to know my new students.

Either print the Google Doc student page as a hard-copy for each student or share it on your Google Classroom as an Assignment (select Make a Copy for Each Student). And then either go through the Google Slides on a classroom projector and have the students write/type 'notes' on the student page, or share the Google Slides presentation on your Google Classroom (select Students Can View).


Both the student page and Google Slides presentation are editable. So, be sure to change the name/details/email address to reflect your own class. You could also add more examples or take some away.

FOR THE EDITABLE STUDENT PAGE, CLICK HERE!

[HTTPS://BIT.LY/2OFVBQJ](https://bit.ly/2OFVBQJ)

FOR THE EDITABLE PRESENTATION, CLICK HERE!

[HTTPS://BIT.LY/2W6PXM2](https://bit.ly/2W6PXM2)


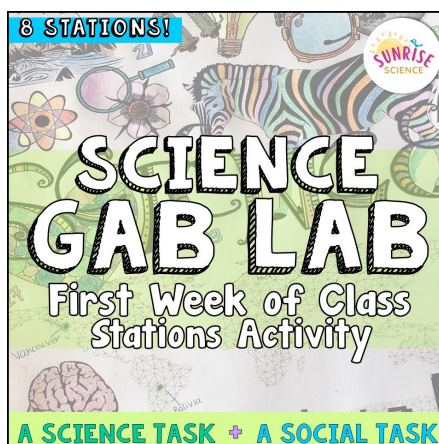



/SunriseSciences

@SunriseScience

@SunriseScienceClassroom

YOU MAY ALSO BE INTERESTED IN THESE BACK TO SCHOOL AND CLASSROOM MANAGEMENT RESOURCES!



/SunriseSciences

@SunriseScience

@SunriseScienceClassroom

TERMS OF USE

© **SUNRISE SCIENCE**

Thank you for your purchase! The **original** purchaser of this document/product is granted permission to reproduce the pages in needed quantities for the purchaser's classroom/home use only. By purchasing this resource, you are agreeing that the contents are the property of Sunrise Science and **licensed to you only for classroom/personal use as a single user**. I retain the copyright, and reserve all rights to this product.

YOU MAY:

- Use items (free and purchased) for your own classroom students, or your own personal use.
- Reference this product in blog posts, at seminars, professional development workshops, or other such venues PROVIDED there is both credit given to myself as the author and a link back to my TPT store is included in your post/presentation.
- Distribute and make copies of **free items only** to other teachers PROVIDED there is credit given to Sunrise Science and a link back to my TPT store.

YOU MAY NOT:

- Claim this work as your own, alter the files in any way (unless this has been advertised as an editable resource), or remove/attempt to remove the copyright/watermarks.
- Sell the files or combine them into another unit for sale/free.
- Post this document for sale/free elsewhere on the internet (this includes public classroom websites and Google Doc links on blogs).
- Make copies of purchased items to share with others is strictly forbidden and is a violation of the Terms of Use, along with copyright law.
- Obtain this product through any of the channels listed above.

Thank you for abiding by universally accepted codes of professional ethics while using this product.

If you encounter an issue with your file, notice an error, or are in any way experiencing a problem, please contact me at SunriseScienceClassroom@gmail.com and I will be more than happy to help sort it out!

Thank you 😊 Karla @ Sunrise Science




/SunriseSciences @SunriseScience @SunriseScienceClassroom

Sunrise SCIENCE



CREDIT FOR FONTS AND GRAPHICS

Thank you to these amazing artists!



WANT TO SAVE MONEY ON FUTURE PURCHASES?

Earning 'TPT Credit' saves you money on future purchases! You can simply apply the credits you earn to a purchase at checkout. To earn your credit, go to your My Purchases on TeachersPayTeachers.com and click on 'Provide Feedback' underneath each purchase. You will be taken to a page where you can give a quick rating and leave a comment about the product.

Easy peasy!